

FROM PLANTATION CAMP TO GLOBAL VILLAGE

100 YEARS OF FILIPINO HISTORY IN HAWAII

By: **Belinda A. Aquino**

Professor & Director, Center for Philippine Studies
University of Hawaii at Manoa

Lecture Series Sponsored by the Commission on Filipinos
Overseas, Manila, Philippines, July 2006



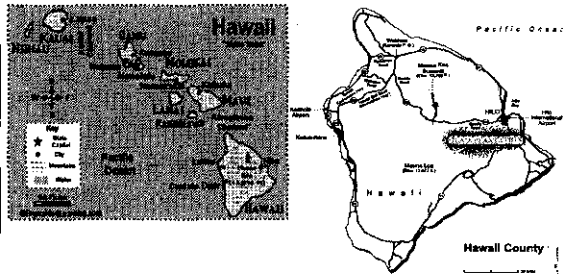
First 15 *Sakadas*

Dec. 20, 1906, S. S. Doric

Name	Age	Name	Age
• Martin de Jesus	22	*Prudencio Sagun	28
• Mauricio Cortez	21	*Cecillo Sagun	27
• Celestino Cortez	19	*Emiliano Dasulla	26
• Marciano Bello	28	Julian Galmen	20
• Filomeno Rebolledo	30	*Simplicio Gironella	56
• Apolonio Ramos	26	Vicente Gironella	19
• Antonio Gironella	14	Mariano Gironella	23
• Francisco Gironella	18		

- All were married men except for the four starred.

Hawaii - Land of *Aloha*



Plantation Demographics

Year	Men	Women	Ratio	Children	Total
• 1909-1919	23,410	3,009	8 to 1	2,022	28,449
• 1920-1924	23,187	4,178	5 to 1	1,861	29,226
• 1925-1929	42,186	1,468	28 to 1	750	44,404
• TOTAL	88,791	8,655	10 to 1	4,633	102,079

Hawaii Filipino Centennial Celebration Commission 2006

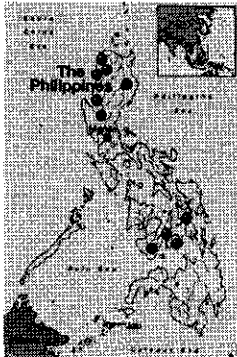


The Commissioners

History


- U.S. annexation of Hawaii & the Philippines (1898)
- Philippine-American War (1899-1901)
- U.S. becomes Empire in Asia-Pacific
- Exclusion Acts
- Filipino *sakadas* (farm workers) recruited by HSPA

Where *sakadas* came from



- 1906 – 15 from Ilocos
- 1909 – 639, Ilocos
- 1916 – 2,214 (Cebu - 669, Ilocos N -345, Negros Or -221, Pangasinan -151, Bohol -137, Ilocos S- 79, Leyte -73, etc.)
- 1928 – 74,009 (Ilocos N – 23,204, Ilocos S – 11,696, Pangasinan – 6,619, Bohol – 4,977, Negros Or – 3,430, La Union – 3,094, Tarlac – 2,396, Abra – 1,493, Leyte – 1,470, Misamis – 462, etc.)


How they lived




Sakadas in Action (First, sugar)



More *Sakadas* (Then, pineapple)



Countering Loneliness – “Taxi Dance”



“From the fact that dancers are hired like taxis, for a short period of time”

Rizal – The Filipino Symbol




Celebrations...



Labor Unrest (1920, 1924)




Successful Fil-Ams




Successful Fil-Ams



Successful Fil-Ams



Successful Fil-Ams



Successful Fil-Ams



Ligaya Fruto - Writer



Maria Etrata - Bus. leader

Successful Fil-Ams



Emme Tomimbang - TV Host




Abbie Shaw - Lawyer/
Public Servant

Successful Fil-Ams



Corky Trinidad, Artist



Jorge Camara, Surgeon

Successful Fil-Ams



Lito Alcantra - CEO Construct.




Eddie Flores - Restaurateur

★ Add Society of Seven slide here

Waves of Immigration

- First wave: 1906-1945
- Second wave: 1946-1964
- Third wave: 1965-1985
 - 1965 U S immigration laws liberalized
 - O CWs began in early 1970, Middle East
 - 1975 -1985 OCWs rose five-fold from 66,273 to 417,716
- Fourth wave: 1986-2006
 - 2004 , some 2.7 million in USA, 994,00 in Saudi, 405,000 in Canada, 353,000 in Japan, 353,000 in Malaysia, 215,000 in Australia, 205,000 in UAE, 197,000 in HK, 161,000 in Taiwan, 116,000 in UK....
 - Immigration Reform Control Act 1986 -US granted amnesty to some 2.4 illegals, including Filipinos



"One Nation, Overseas"

- "Need (hired) help? Try the Philippines, the forerunner of tomorrow's distributed economy, supplying nurses, teachers, techies, and sailors to the global village" - David Diamond




Filipino Diaspora

- Global movement (8 million Filipinos overseas, incl. 2.7 million in USA)
- \$12 billion remittance (2005)
- Feminization of Filipino migration
- Impact on Filipino women and the family


Female Demographics

- 263,741 Filipino women left RP as spouses/fiancees (1989-2004, Commission on Filipinos Overseas)
- USA: 8,000 yearly (40% or 105,287 fiancees during 1989-2004); account for 13% of all ex-fiancees adjusted to permanent visas in 2002
- Popular destinations: USA, Japan, Australia, Germany, Taiwan, UK & SKorea

"Mail-order" Brides ("For LOVE or for \$\$\$£?")



The Internet "effect"



Today: Filipinos & Fil-Ams in Hawaii 2000

- 275,000 or 22.8% of Hawaii's population



not picture of Henry J. Aquino
★ part in page 4 5

Filipinos in Hawaii, 2000

HAWAII'S PEOPLE PROFILE*

RACE	NUMBER	PERCENTAGE
White	478,162	39.3%
Japanese	296,674	24.5
Filipino	275,728	22.8
Native Hawaiian	239,655	19.8
Chinese	170,803	14.1
Korean	41,352	3.4
Black or African American	33,343	2.8
Samoan	28,194	2.3
American Indian and Alaska Native	24,882	2.1
Vietnamese	10,040	0.8

* Census permitted selection of more than one race

Source: 2000 US Census

The Honolulu Advertiser

FILCOM CENTER




FILCOM Activities



Project SHINE - Teaching elderly to become naturalized citizens

Aloha Medical Mission



Medical & relief operations, Leyte flood victims - 2006

Carlos Bulosan, 1913-1956



- "The old world is dying, but a new world is being born... The old world will die so that the new world will be born with less sacrifice and agony for the living."
- *America Is in the Heart*, 1973, p. 189

THE END

Mahalo! Salamat po!



<http://www.hawaii.edu/cps>

Credits: Fred Magdalena, (PowerPoint), Center for Philippine Studies, UH Manoa
Monaghan Photography, Inc., Honolulu (Grauity)