



Introduction to Rubrics

Yao Zhang Hill, Ph.D.

Assessment Office

University of Hawai'i at Mānoa

What's your experience with
rubric development and use?

Think - Pair - Share

Sample Project



Comparative Cultural Exhibit Website

SLO Foci:

1. Presentational language use
2. Cultural comparison
3. Career pathway: website and visual design



Sample rubric

Criteria	Beginning	Approaching Expectation	Meeting Expectation	Exceeding Expectation
Accuracy of language usage	<i>[performance descriptors]</i>	<i>[performance descriptors]</i>	<i>[performance descriptors]</i>	<i>[performance descriptors]</i>
Compelling cultural comparison	<i>[performance descriptors]</i>	<i>[performance descriptors]</i>	<i>[performance descriptors]</i>	<i>[performance descriptors]</i>
Appealing website page design	<i>[performance descriptors]</i>	<i>[performance descriptors]</i>	<i>[performance descriptors]</i>	<i>[performance descriptors]</i>

What is a rubric?

A rubric is an assessment tool often shaped like a matrix, which describes levels of achievement in a specific area of performance, understanding, or behavior.

From <http://manoa.hawaii.edu/assessment/howto/rubrics.htm>

A Rubric Matures Over Time

Characteristic	Score (1-4)
Accuracy of language usage	
Compelling cultural comparison	
Appealing website page design	

A Rubric Matures Over Time

Characteristic	Expectations	Score
Accuracy of language usage	Word choices are appropriate. Almost no grammar errors or typos... ...	
Compelling cultural comparison	Able to select interesting and culturally significant artifacts. Can describe the similarities and differences of parallel culture artifacts from two cultures, in terms of historical origins, symbolic meaning, and use in social settings...	
Appealing website page design	Appealing use of visual art, clear layout, easy navigation...	

A Rubric Matures Over Time

Criteria	1	2	3	4
Accuracy of language usage	<i>[performance descriptors]</i>	<i>[performance descriptors]</i>	<i>[performance descriptors]</i>	<i>[performance descriptors]</i>
Compelling cultural comparison	<i>[performance descriptors]</i>	<i>[performance descriptors]</i>	<i>[performance descriptors]</i>	<i>[performance descriptors]</i>
Appealing website page design	<i>[performance descriptors]</i>	<i>[performance descriptors]</i>	<i>[performance descriptors]</i>	<i>[performance descriptors]</i>

A Rubric Matures Over Time

Criteria	Beginning	Approaching Expectation	Meeting Expectation	Exceeding Expectation
Accuracy of language usage	<i>[performance descriptors]</i>	<i>[performance descriptors]</i>	<i>[performance descriptors]</i>	<i>[performance descriptors]</i>
Compelling cultural comparison	<i>[performance descriptors]</i>	<i>[performance descriptors]</i>	<i>[performance descriptors]</i>	<i>[performance descriptors]</i>
Appealing website page design	<i>[performance descriptors]</i>	<i>[performance descriptors]</i>	<i>[performance descriptors]</i>	<i>[performance descriptors]</i>

Rubrics Mature Over Time

Language Usage
Rubric

Intercultural
Competency
Rubric

Use of technology
and Visual Design
Rubric



Rubric Development Strategy

No. 1. Learn and Adapt

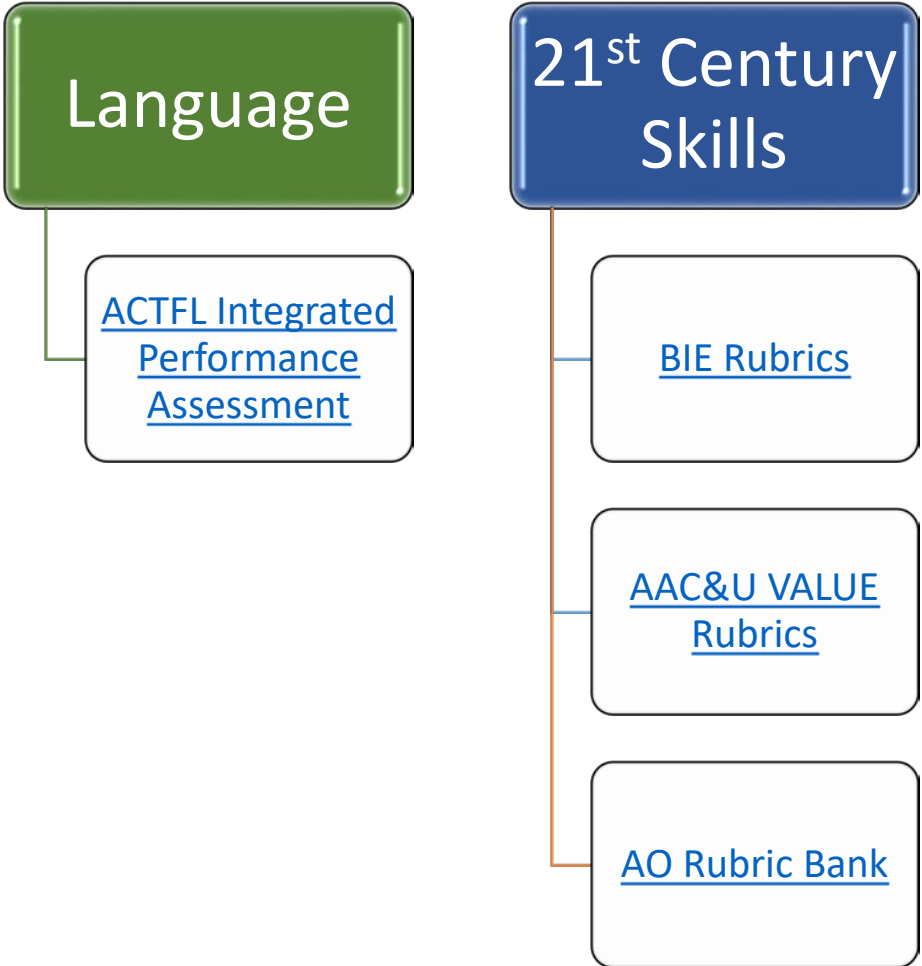
[NFLRC Project Design Rubric 2017](#) as example

Characteristics of a good fully developed rubric:

- Clear differentiation between different levels of performance (4 levels in this case)
- Performance descriptors are parallel across different levels
- Include important criteria or sub-criteria
- No empty descriptions (e.g., poor, good)
- Provide resources/examples at the bottom



Adapt well-established rubrics



SLOs guide the way





Rubrics chart the water



A good rubric

Align with learning outcomes

Outcome

Component skill 1

Component skill 2

Component skill 3



A good rubric

Align with learning outcomes

Compare cultural differences

- Linguistic Functions
- Culture
- Critical Thinking

Linguistic skills:

- Appropriate usage of comparative and superlative adjectives and transitional words and sentence structures...

Culture:

- Able to reflect and discuss cultural similarities and differences in terms of traditions, social behaviors, reactions to value concepts


Critical Thinking:

- Able to challenge one's own assumptions; support opinions with compelling evidence; evaluate the similarities and differences from multiple angles and perspectives




A good rubric

reflect students' development






on Sunday I went to the park



on Sunday I went to the park when we got there Logan ran to the jungle gym.



On Sunday I went to the park with my mom and son Logan. As soon as we reached the park, Logan yelled "I'm so excited" I took Logan out of the car and he ran as fast as he could to the jungle gym.

Writing

- ♥ My handwriting is neat and in the lines
- ♥ I used a finger space between each word
- ♥ I used a punctuation mark at the end of each sentence
- ♥ I began each sentence with a capital letter
- ♥ I spelled word wall words correctly
- ♥ I used all I knew about spelling patterns to spell
- ♥ I added details to my writing

Drawing:

- ♥ I added lots of details to my drawing
- ♥ I drew the setting
- ♥ I drew all of my characters
- ♥ My characters have details (Ex. clothes)

Coloring:

- ♥ I colored in the lines
- ♥ I added a background
- ♥ I used different colors in my drawing
- ♥ I used realistic colors for my pictures
- ♥ I left no white spaces in my pictures

Additional Rubric Development Strategies


- Co-construct with your colleagues
- Co-construct with your students
- Find similar projects and adapt their rubrics
 - [Storybook by Don Doehla project design rubric](#)

Review of Rubric Development Strategies

- Adapt existing well-established rubrics
 - Integrated Performance Assessment by World Language
 - BIE rubrics, VALUE rubrics, UHM Assessment Office rubric bank
- Align with the outcomes to be assessed
- Use student sample work to reflect student development
- Co-construct with your colleagues and students
- Adapt Rubrics from other classes/projects

Power Use of Rubrics

- Give your rubrics out the first day
- Ask students to self-assess along the course
- Share annotated exemplary student work using language from the rubric



Additional Considerations

- Assigning weights for different criteria
- Assigning grades
 - Holistic
 - Analytic
- Benchmarking
- Judging the success of the project
- Use results

Next Steps

- Evaluate your rubric
 - [BIE's Rubric for Rubrics](#)
- Gather feedback from colleagues and students
- Pilot the rubric and revise